

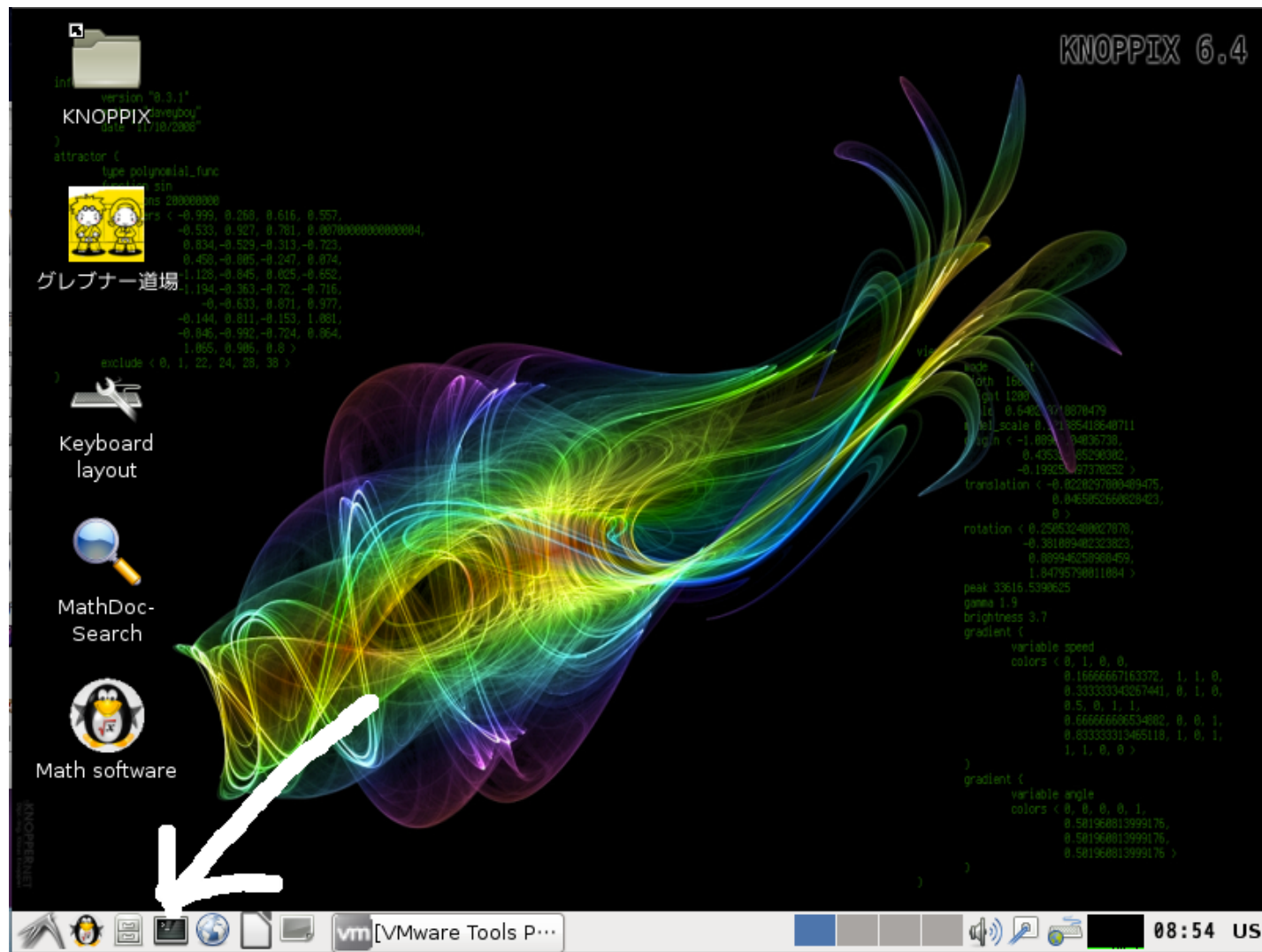
## KNOPPIX/Math dojo 2011 からの orange2 への接続

以下は KNOPPIX/Math dojo 2011 を DVD から起動後の画面。

キーボードが US タイプの場合は、デスクトップの keyboard layout をクリックして US を選択して下さい。

### ターミナルを起動

#### 1100.png

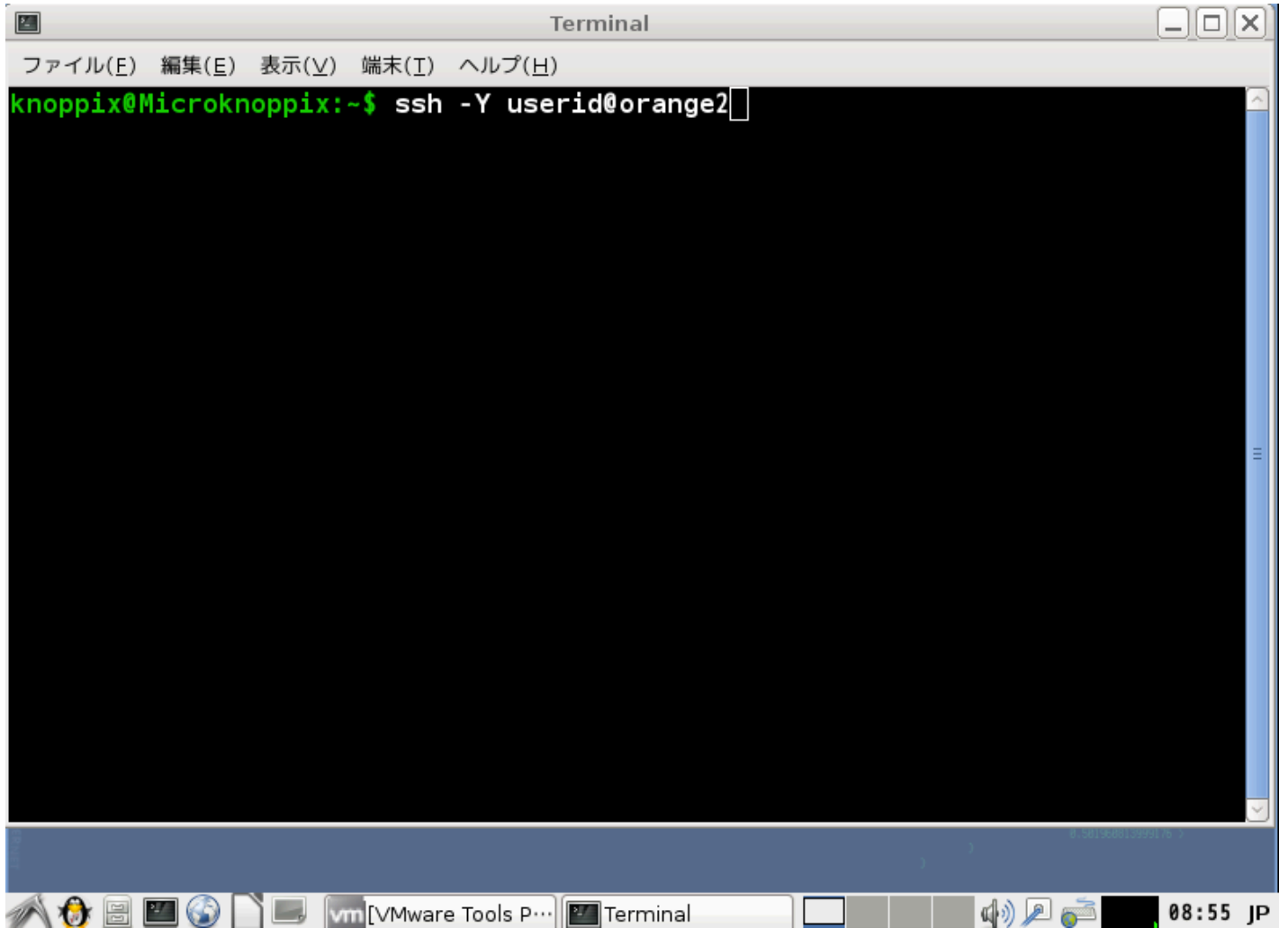


### ssh で orange2 に接続

```
ssh -Y userid@orange2
```

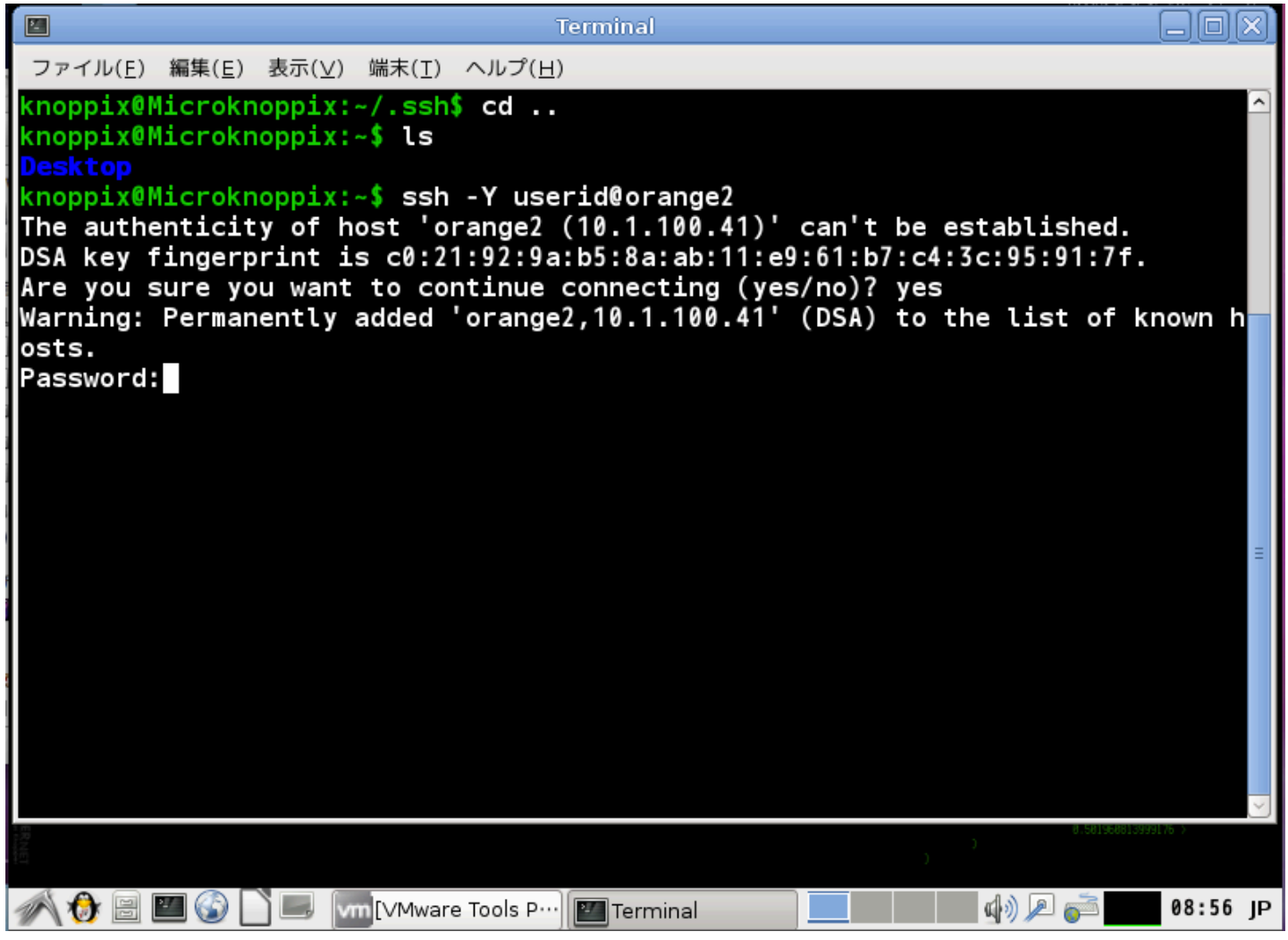
userid の部分は自分のログイン名.

#### 1200.png



yes を入力してパスワードの入力.

**1300.png**



The image shows a terminal window titled "Terminal" with a menu bar in Japanese: "ファイル(E) 編集(E) 表示(V) 端末(T) ヘルプ(H)". The terminal output is as follows:

```
knoppix@Microknoppix:~/.ssh$ cd ..
knoppix@Microknoppix:~$ ls
Desktop
knoppix@Microknoppix:~$ ssh -Y userid@orange2
The authenticity of host 'orange2 (10.1.100.41)' can't be established.
DSA key fingerprint is c0:21:92:9a:b5:8a:ab:11:e9:61:b7:c4:3c:95:91:7f.
Are you sure you want to continue connecting (yes/no)? yes
Warning: Permanently added 'orange2,10.1.100.41' (DSA) to the list of known h
osts.
Password: █
```

The terminal window is running on a desktop environment, as indicated by the taskbar at the bottom which includes icons for a penguin, a globe, and "vm [VMware Tools P...]" and "Terminal". The system clock shows "08:56 JP".

orange2 にログインできたら,あとは Mac の場合と同様